

CHALLENGE FOR ADVENTURE

Meet this tough and durable menace machine delivering incredible performance with a dynamic unique exterior styling and premium interior. Behold the best value pick-up truck for a seamless driving experience through any terrain.



THE ALL - NEW *Vigus Pro*



AT ANGKA-TAN MOTOR SDN BHD (85810-A)
(A subsidiary of Warisan TC Holdings Berhad) 华南山陈瑞子公司



Angka-Tan Motor Sdn Bhd reserves the right to make any changes without notice concerning colours, equipment or specifications detailed in this brochure, or to discontinue individual models. The colours of vehicles delivered may differ slightly from those in this brochure. The specifications vary for different countries depending on local market conditions. Please consult your local dealer to ensure that the vehicle delivered accords with your expectations.



 JMC MALAYSIA

 JMC_MALAYSIA

CUSTOMER SERVICE - 03-3359 6068

www.jmcmalaysia.com





AT ANGKA-TAN MOTOR

Angka-Tan Motor Sdn Bhd (ATM) is a subsidiary of Warisan TC Holding Berhad (WTCH) with a decade of experience in sales and distribution, assembly, and parts distribution in the automotive industry. Leveraging on their existing comprehensive network and experienced manpower, ATM takes lead as the sole distributor of Vigus Pro in Malaysia.



Jiangling Motors Co. Ltd. (JMC) is one of the established vehicle brands in China and a manufacturer of a leading American automobile company. JMC sets the standard on quality, safety and technological advancement with their constant pursue to fuel growth. With a long history of producing industrial and commercial vehicles, JMC continues to enrich its product line-up which has led to its recent venture into SUVs.

ALL NEW. ALL READY. ALL BEAST

We began with the idea of creating a truck that belongs to the wild, where the terrain is rocky, weather is unpredictable and where the adrenaline for adventure is second to none. Taking inspiration from this predator, we studied the anatomy of a tiger and morphed it into our latest vehicle.

This is JMC Vigus Pro.
Part Predator, Part Vehicle. 100% Beast Machine.



POWERFUL
FRONT GRILLE

RAISED
FRONT COVER
FOR DOMINATING
PRESENCE

PIERCING TIGER
EYE HEADLIGHTS

MUSCULAR
OVERFENDERS

TOUGH FIBREGLASS
SPORTS BAR WITH
A SLEEK MODERN
LOOK

HIGH MOUNT
STOP LAMP
FOR CLEAR
VISIBILITY

HIDDEN REAR-VIEW
CAMERA PROVIDES A
CLEAR VISUAL OF
ANY OBSTACLES

SOLID
LOWER GUARD
PLATE

C-SHAPED
LED DAYTIME
RUNNING LIGHTS

FRONT
SENSORS FOR
AN ACUTE SENSE
OF THE SURROUNDING

STYLISH 16-INCH
ALLOY RIMS FOR
BETTER GRIP AND
HIGHWAY CRUISING
COMFORT

HEAVY DUTY
ANTI-SLIP
STEP BAR

RUGGED
THREE-DIMENSIONAL
TAILLIGHTS

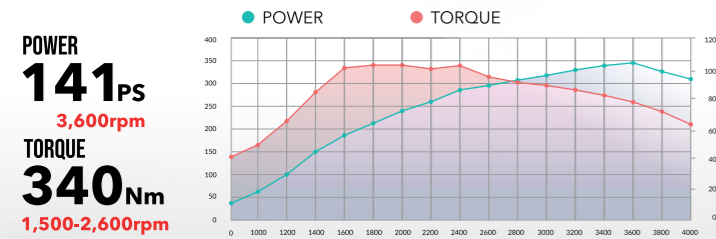
REAR STEP
BUMPER FOR
EASY ACCESS TO
CARGO AREA

PROXIMITY SENSORS
TO ALERT DRIVER
WHEN VEHICLE
GETS TOO CLOSE
TO AN OBJECT
WHILE REVERSING



FORGET HORSEPOWER LET'S TALK TIGERPOWER

Beast on the outside, mean machine on the inside. Underneath the hood lies the heart of the Vigus Pro - a PUMA 2.0L TDI diesel engine that optimizes for a better performance by adjusting based on driving conditions. Coupled with the class-leading ZF 8-speed auto transmission with manual mode, it provides smooth and efficient drives.



EXCELLENT FUEL EFFICIENCY
7.8L/100km*



FIRST-IN-CLASS

The ZF 8-speed automatic is commonly found in luxury vehicles and features a first-in-class electronic gear selector with manual mode. This advanced transmission is renowned for its refinement, performance, and efficiency.



Bosch High Pressure Common Rail

Driving on undulating terrains and off-road means that the surface is constantly changing. The Bosch High Pressure Common Rail advanced technology analyses the driving conditions and accurately adjusts the fuel injection to an optimal point resulting in better engine performance and improves fuel efficiency.



Variable Geometry Turbocharger (VGT)

The VGT is what gives the Vigus Pro its flexibility by adjusting engine exhaust flow within the turbocharger to match driving conditions. This helps improve throttle response and reduces turbo lag for efficient acceleration.



Balance Crankshaft Design

The Balance Crankshaft design improves stability by reducing vibrations in the engine for a better driving experience.



EGR Cooler Bypass Valve

EGR Cooler Bypass Valve controls recirculation of exhaust gas into the engine to lower combustion temperature for more efficient burning and less emission.

*Based on UNECE R101 test mode.

BUILT FOR AN ADVENTURE

The Vigus Pro is built for the wild, delivering the best in terms of stability and flexibility across terrains. This means that when you're in the wilderness, you don't need to worry about holding back. Floor it and get your adrenaline running and unlock the true potential of the Vigus Pro.

Stronger Impact Absorption

The ladder frame chassis has a sturdy structure that is capable of withstanding various terrains, allowing better impact absorption for the safety of the passengers.



Designed to Adapt at Will

At the switch of a button, the BorgWarner 4WD system allows you to actively choose between 2WD or 4WD depending on the road conditions to achieve maximum performance.



Putting Torque Where it Matters

The Eaton Differential Lock allows torque to be shifted from one wheel to another. In a situation where the surface is uneven and one of the wheels is not in contact with the ground, torque will be shifted to the wheel on ground with traction to move.



Better Durability and Load Stability

The multi-leaf suspension system ensures weight is evenly distributed for better durability, stability and load capacity.



Built for a Heavy Load

The independent double wishbone consists of lower control-arm and a reinforced stabiliser bar improves handling and a more comfortable ride.



PAYLOAD
850 KG



AN INTELLIGENT BEAST

Conquer any terrain. Whether slippery tracks or a tricky descent, tight corners or unexpected obstacles, trust the Vigus Pro to steer you through for a seamless ride. Take on your journey with this intelligent beast, equipped with incredible safety features providing you with an extra edge in sight and sense.



SAFETY



Antilock Braking System (ABS)

The ABS prevents wheel lock-up during an emergency brake to safely allow you to steer away from obstacles and avoid collisions.



Electronic Brake-Force Distribution (EBD)

The EBD intelligently adjusts and distributes the right amount of brake force between the front and back wheels, to optimise braking performance with different loads.



Electronic Stability Programme (ESP)

The ESP with Traction Control System helps you to navigate through slippery surfaces when it senses drive-wheel spin by applying brake pressure to specific wheels.



Front Dual Airbags System

Dual airbags covering both the driver and the front passenger improve passenger safety.



Hill Start Assist (HSA)

When starting from a slope, the HSA intelligently holds the vehicle for 2 seconds, allowing sufficient time for the driver to switch foot from the brake to accelerator pedal.



Hill Descent Control (HDC)

Tackling a downhill challenge is more manageable with HDC by automatically adjusting your speed and brake pressure to keep you going at a controlled speed.



Four-Wheel Disc Brake

Equipped with 4 large-sized ventilated disc brakes for a strong braking force and fast heat dissipation, ensuring an efficient braking even with a heavy load.



Multi-Function Leather Steering Wheel

The leather steering wheel enables an easy operation for menu selection and Bluetooth connection while the paddle shifter allows you to change gears while maintaining hands on the wheel for a more engaging driving experience.



8" Touch-Screen with Integrated Reverse Camera

The touchscreen centre console is the hub for your entertainment needs on-the-go, with a USB Port to connect or charge your device. The reverse camera is also integrated to display visuals for smarter parking.



Electronic Gear Selector

The shift knob features a modern design and allows gear changing with a simple press of a button, reducing the arm movements.




Cruise Control

Cruise control allows you to set and maintain your vehicle speed (40 - 150 km/h), perfect for long distance travel.


A WHOLE NEW WORLD IN THE INSIDE


An impressive interior built for comfort with a premium aesthetic, navigate through the Vigus Pro's functionality seamlessly and conveniently.


Built with the driver experience in mind, the Vigus Pro has an extensive list of features; from a centre console display that boasts an impressive 8" touch screen to smart technology such as speed-sensing door lock, remote control powered mirrors and windows, raindrop sensors and more.


Proximity Sensors
 Smart sensors with an impressive wide sensor distance of 120cm at the middle and 60cm on both sides, with audible alerts to warn the driver for any obstacles.

Side Mirror Heaters
 Side mirror heaters clear condensation from adverse weather conditions for a safer drive.


Auto On / Off Headlights
 Eliminate the need to manually switch on or off the headlights. This smart feature auto detects low lighting conditions and will activate automatically.

Remote Control Power Windows and Mirrors
 Conveniently raise or lower the windows, and fold the side mirrors from a distance utilizing a remote control.

Speed-Sensing Door Locks
 Upon reaching 25 km/h, the Vigus Pro intelligently senses and locks the car doors for safety and protection.

Rain-Sensing Auto Wipers
 Focus solely on the drive ahead and let the car automatically adjust the wipers speed based on rain density.





STEADY BROWN



SOLID WHITE



BRILLIANT SILVER



GLOSSY BLACK



ENGINE / TRANSMISSION		
Engine		2.0L In-Line 4 Cylinder VGT Turbo Intercooler Diesel
Fuel Supply System		Direct Injection Electronic Commonrail
Displacement (cc)		1,998
Max Output (PS/rpm)		141 / 3,600
Max Torque (Nm/rpm)		340 / 1,500 - 2,600
Transmission Type		8-Speed Auto Transmission with Manual Mode
CHASSIS / SUSPENSIONS / BRAKES		
Suspensions	Front/Rear	Independent Double Wishbone with Coil Spring / Rigid Axle with Multi-Leaf Spring
Brakes	Front/Rear	Ventilated Disc Brakes
Tyres & Wheels		265/70R16, 16" Alloy
Spare Tyre & Wheel		265/70R16, 16" Steel
Drivetrain Type		BorgWarner 4WD System
Rear Differential Lock		Equipped with Eaton Differential Lock
Steering		Rack & Pinion Hydraulic Power Steering
DIMENSIONS		
Overall (mm)	Length	5,305
	Width	1,905
	Height	1,835
Wheelbase (mm)		3,085
Turning Radius (m)		6.5
Ground Clearance (mm)		225
Kerb Weight (kg)		1,995
Track Front/Rear (mm)		1,570
Rear Bed (mm)	Length	1,475
	Width	1,475
	Height	500
Fuel Tank Capacity (L)		68
EXTERIOR FEATURES		
Headlights		Halogen (Projector) with Auto On/Off
Daytime Running Lights (DRL)		With (LED)
Headlights Levelling		Manual
Fog Lamps		Equipped - Front & Rear
Side Mirrors		Power Adjustable, Auto-Folding with LED Lights & Heaters
Side Steps		Equipped
Rear Step Bumper		Equipped
Sports Bar		Equipped with Integrated Third Brake Light
Wipers		Automatic with Rain-Sensing
INTERIOR FEATURES		
Meter Panel		High-Contrast Analogue Type
Multi Information Display		3.5 Inch Cluster TFT
Audio System	Type	8-Inch Touch Screen Infotainment with MP5, USB and Bluetooth
	Speakers	4
Steering Wheel	Type	2-Spoke Leather Wrapped with Paddle Shifter
	Switches	Audio, Bluetooth Hands-Free, and Cruise Control
Air-Conditioning		Manual
Seats		Fabric with Manual Adjust
Power Windows		With (Auto Up/Down with Anti-Pinch)
Auto Door Lock		With (Speed-Sensing)
SAFETY AND SECURITY		
SRS Airbags		2 (Driver and Front Passenger)
Braking Assistance		Antilock Braking System (ABS)
		Electronic Brake-Force Distribution (EBD)
		Electronic Stability Programme (ESP)
Driving Assistance		Traction Control System (TCS)
		Hill Start Assist (HSA)
		Hill Descent Control (HDC)
High Mount Stop Lamp		Equipped
Reverse Camera		Equipped
Proximity Sensors		Front & Rear
Vehicle Security System		Anti-Theft Alarm System with Immobiliser
ISOFIX with Top Tether		Equipped